


Installation: hazardous areas - Zone 1 / 2 (Gases) - Zone 21 / 22 (Dusts) - Safe Area



Lighting layout software for internal and external areas available by our office lighting calculation service for lighting installation to right and best position of luminaires in your project.

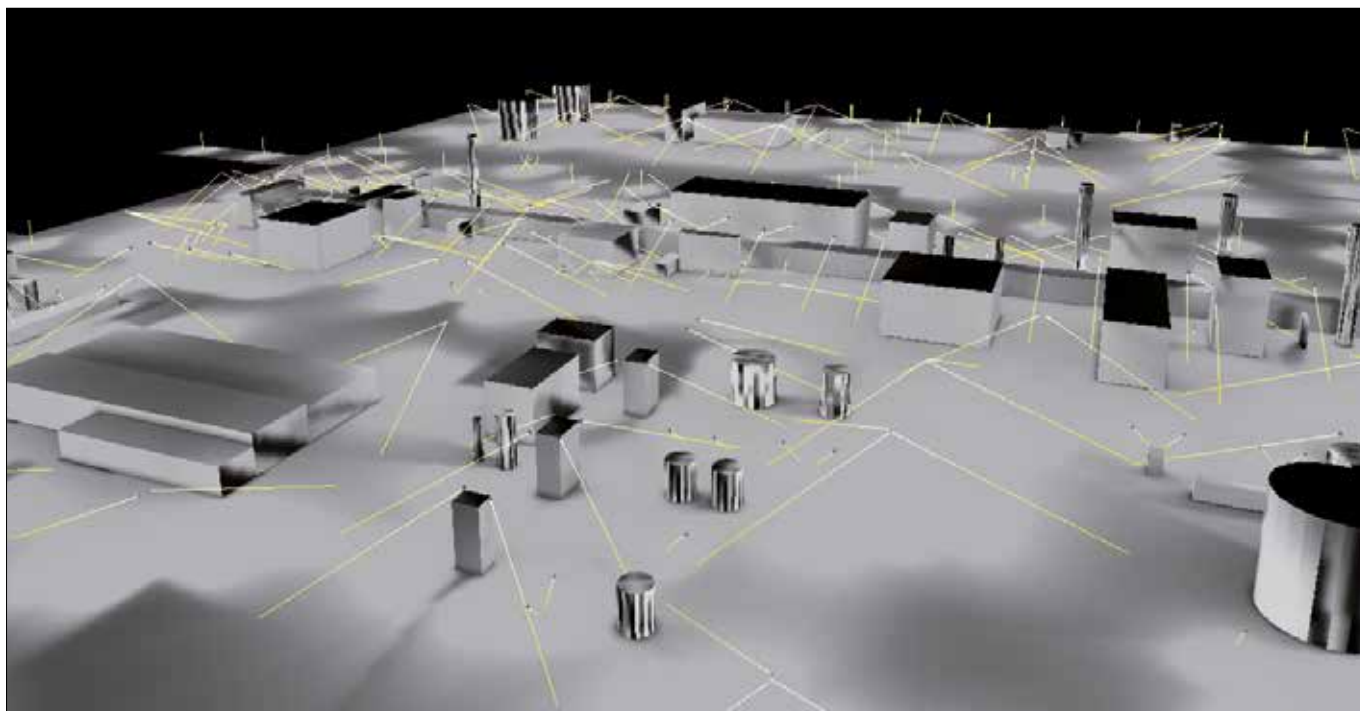
Our technical staff offers its services in planning lighting installation, with photometric graphs and lighting data outputs in full according to Customer requirements.

A well-organized software system is available to calculate the luminance level and the lighting distribution.







This system will help you to plan the right and best position of Nuova ASP luminaires in your project. It is enough you to inform us about the required illumination level: Nuova ASP will present you the lighting project quickly.

Using a proper software, our technical staff is able to insert Nuova ASP lighting fixtures into a project and produce a virtual image of the area, which shows the real illuminating effect.

Lighting calculation of example



Lighting calculation example



REMARK:

Due to the development of the national and international specifications and of the technology, the above technical characteristics showed on this bulletin can be considered as binding on our confirmation only.

